



MEDIAN[®] 1 CEILING MOUNT
THE TRANSLUCENT ALABASTER PLANES OF THE
MEDIAN SERIES ARE INTERSECTED BY A FLUTED BRASS
FORM, REFERENCING TRADITIONAL MIDDLE EASTERN
JEWELRY WHILE PUSHING IT THROUGH A FUTURIST
LENS. THE STONE GLOWS FROM A LIGHT SOURCE THAT
REMAINS HIDDEN, ILLUMINATING THE RELATIONSHIP
BETWEEN THE SOLID AND THE PERMEABLE.

A P P A R A T U S

MEDIAN®

1 CEILING MOUNT

DIMENSIONS: Ø 11", 14", 16", 20" / 5.5" H

APPROXIMATE WEIGHTS:

15 LBS / 11" DIAMETER

20 LBS / 14" DIAMETER

20 LBS / 16" DIAMETER

30 LBS / 20" DIAMETER

LAMPING: 8W DIMMABLE LED MODULE

800 LUMENS, 2500K COLOR TEMPERATURE

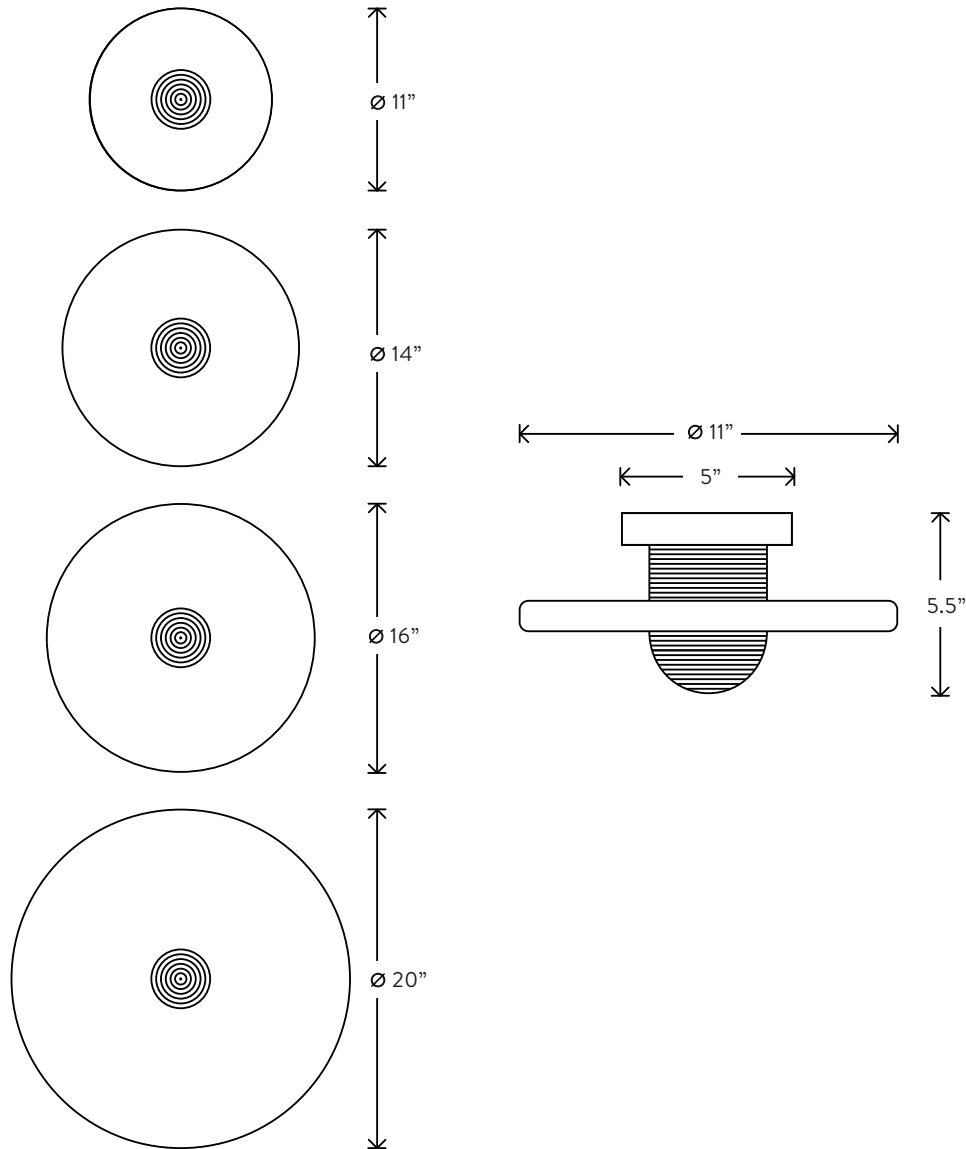
LED ONBOARD DRIVER

LED LIFE: 50,000 HOURS

UL / CE APPROVED

VOLTAGE: 120-240

AVAILABLE
DIAMETERS



A P P A R A T U S



MEDIAN[®] 2 CEILING MOUNT
THE TRANSLUCENT ALABASTER PLANES OF THE
MEDIAN SERIES ARE INTERSECTED BY A FLUTED BRASS
FORM, REFERENCING TRADITIONAL MIDDLE EASTERN
JEWELRY WHILE PUSHING IT THROUGH A FUTURIST
LENS. THE STONE GLOWS FROM A LIGHT SOURCE THAT
REMAINS HIDDEN, ILLUMINATING THE RELATIONSHIP
BETWEEN THE SOLID AND THE PERMEABLE.

A P P A R A T U S

MEDIAN®

2 CEILING MOUNT

DIMENSIONS: 6.25" H , 22.25" W, 14" L

APPROXIMATE WEIGHT: 35 LBS

LAMPING: 2 8W DIMMABLE LED MODULE

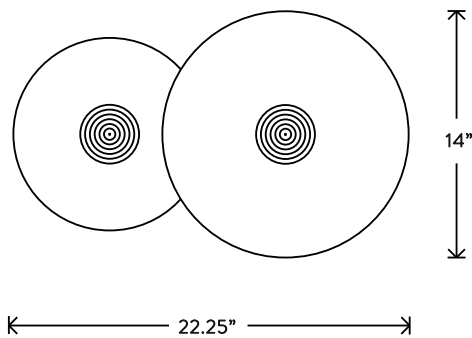
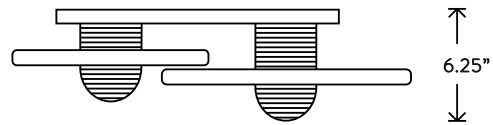
800 LUMENS EACH, 2500K COLOR TEMPERATURE

LED ONBOARD DRIVER

LED LIFE: 50,000 HOURS

UL / CE APPROVED

VOLTAGE: 120-240



A P P A R A T U S



MEDIAN[®] 3 CEILING MOUNT

THE TRANSLUCENT ALABASTER PLANES OF THE MEDIAN SERIES ARE INTERSECTED BY A FLUTED BRASS FORM, REFERENCING TRADITIONAL MIDDLE EASTERN JEWELRY WHILE PUSHING IT THROUGH A FUTURIST LENS. THE STONE GLOWS FROM A LIGHT SOURCE THAT REMAINS HIDDEN, ILLUMINATING THE RELATIONSHIP BETWEEN THE SOLID AND THE PERMEABLE.

A P P A R A T U S

MEDIAN®

3 CEILING MOUNT

DIMENSIONS: 8" H, 29.5" W, 24" L

APPROXIMATE WEIGHT: 80 LBS

LAMPING: 4 8W DIMMABLE LED MODULE

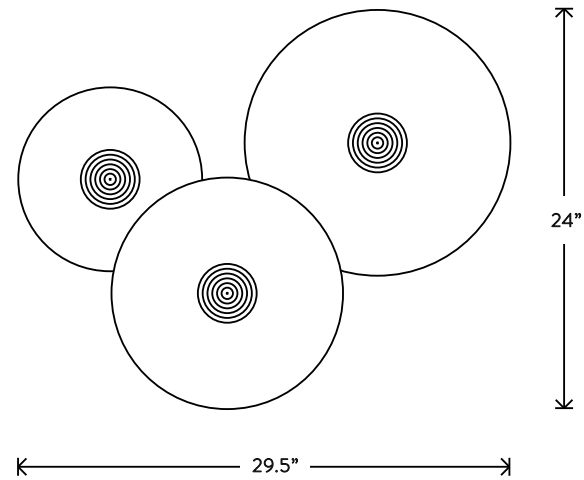
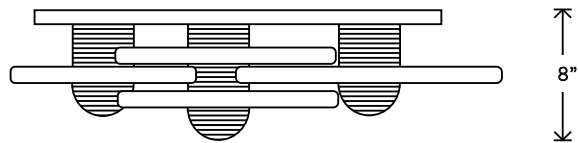
800 LUMENS EACH, 2500K COLOR TEMPERATURE

LED ONBOARD DRIVER

LED LIFE: 50,000 HOURS

UL / CE APPROVED

VOLTAGE: 120-240



A P P A R A T U S



MEDIAN[®] 4 CEILING MOUNT
THE TRANSLUCENT ALABASTER PLANES OF THE
MEDIAN SERIES ARE INTERSECTED BY A FLUTED BRASS
FORM, REFERENCING TRADITIONAL MIDDLE EASTERN
JEWELRY WHILE PUSHING IT THROUGH A FUTURIST
LENS. THE STONE GLOWS FROM A LIGHT SOURCE THAT
REMAINS HIDDEN, ILLUMINATING THE RELATIONSHIP
BETWEEN THE SOLID AND THE PERMEABLE.

A P P A R A T U S

MEDIAN®

4 CEILING MOUNT

DIMENSIONS: 8" H, 37" W, 24" L

APPROXIMATE WEIGHT: 95 LBS

LAMPING: 5 8W DIMMABLE LED MODULE

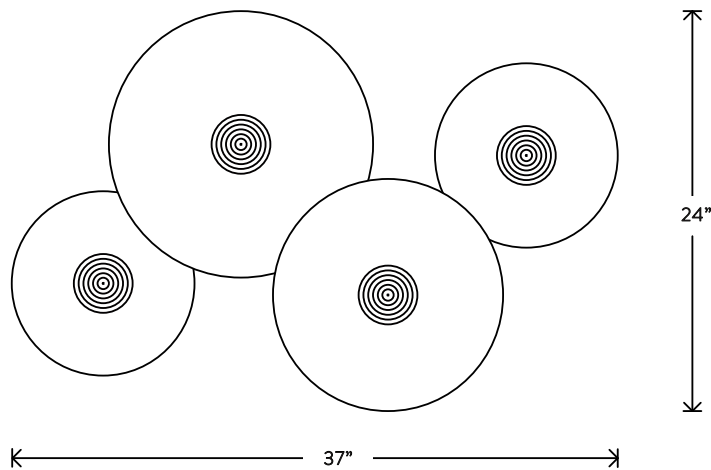
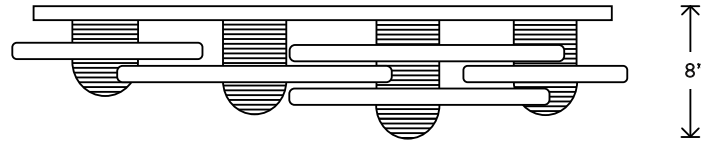
800 LUMENS EACH, 2500K COLOR TEMPERATURE

LED ONBOARD DRIVER

LED LIFE: 50,000 HOURS

UL PENDING / CE APPROVED

VOLTAGE: 120-240



A P P A R A T U S